




TREASURY
THE WORLD BANK

THE WORLD BANK

Investment Opportunities



1225 Connecticut Ave NW
Washington, DC 20433 USA
[http://treasury.worldbank.org/
capitalmarkets](http://treasury.worldbank.org/capitalmarkets)

Table of Contents

About the World Bank

Why invest with the World Bank

How to Invest with the World Bank

Annex

The World Bank Group

**International
Bank for
Reconstruction
and Development
(IBRD)**

**Issuer of World
Bank Bonds**



**International
Development
Association
(IDA)**



**International
Finance
Corporation
(IFC)**



**Multilateral
Investment
Guarantee
Agency
(MIGA)**



**International
Centre for the
Settlement of
Investment
Disputes
(ICSID)**



What is the World Bank?

- **International organization owned by 187 member countries**
 - A global development cooperative – its owners are its clients
 - The world's largest source of development finance and expertise
 - 60 years of financing development projects:
 - *US\$500+ billion in financing*
 - *Approximately 130 countries*
 - *5,000+ projects*
 - 10,000 staff from 160 countries in 130 countries
 - The World Bank (International Bank for Reconstruction and Development, IBRD) is the largest part of the World Bank Group
 - Finances activities by issuing bonds in the capital markets



Millennium Development Goals

- The World Bank and its member countries are working towards the 8 Millennium Development Goals, which aim to reduce poverty by half by 2015

1

**Eradicate
extreme
poverty and
hunger**



2

**Achieve
universal
primary
education**



3

**Promote
gender
equality and
empower
women**



4

**Reduce
child
mortality**



5

**Improve
maternal
health**



6

**Combat
HIV/AIDS,
malaria,
and other
diseases**



7

**Ensure
environmental
sustainability**



8

**Develop
global
partnerships**



World Bank Provides Financial Solutions for Members

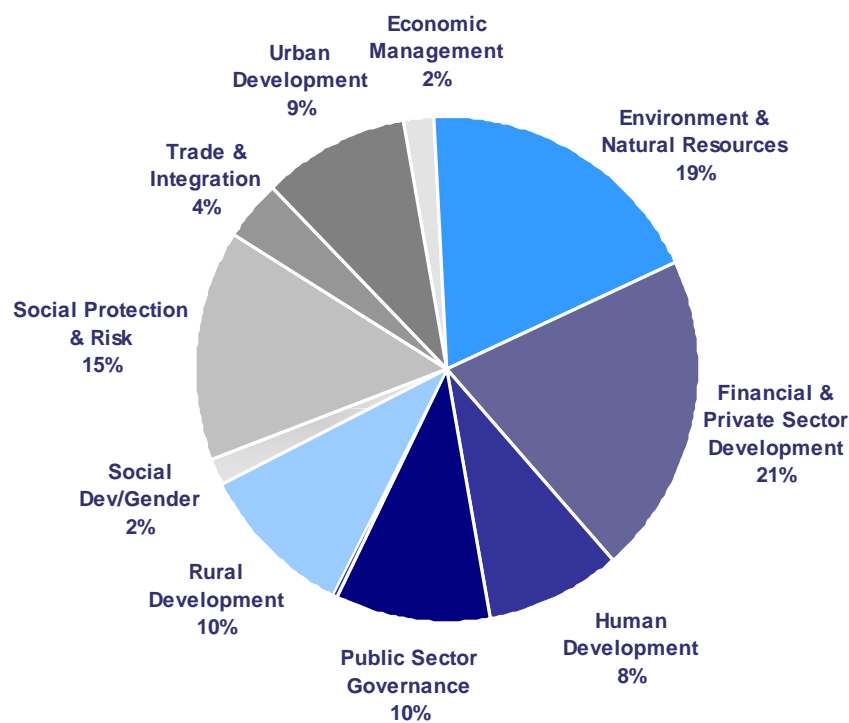
- Provides financing, risk management products and other financial services only to sovereigns or for sovereign-guaranteed projects in developing countries with per capita income over a certain level* (currently US\$1,175)
- Countries with less capacity to repay loans receive long-term loans at zero percent interest or grants from the concessional lending window, the International Development Association (IDA)
- Loans and risk management solutions focus on fostering sustainable growth and reducing poverty and are always the result of intensive consultations between the World Bank and the country partner

*Currently, US\$6,925 of per capita annual income or more initiates the process of graduating from IBRD borrower eligibility.

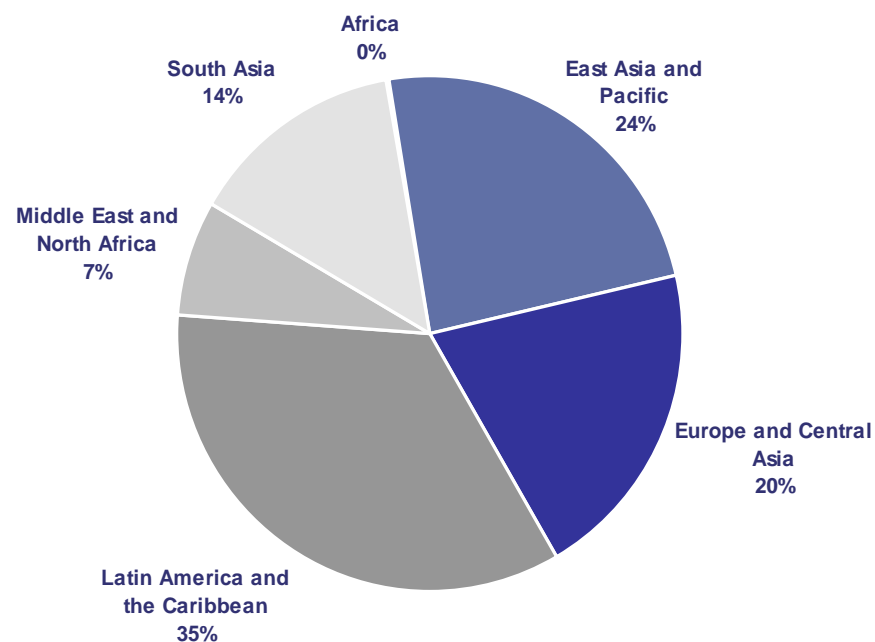


What We Support

- IBRD Lending in FY 2011 (Total amount: US\$27 billion)



Distribution by Theme



Distribution by Region

Note: Distribution by Sector: Agriculture 3%, Education 2%, Energy & Mining 17%, Finance 3%, Health & Social Services 17%, Industry & Trade 5%, Info & Communication 1%, Law & Public Administration 22%, Transportation 19%, Water & Sanitation 11%

Table of Contents

About the World Bank

Why invest with the World Bank

How to Invest with the World Bank

Annex

Why Invest with the World Bank?

- **Track record:** Issuing debt since 1947; triple-A rating for over 50 years
- **Safety:**
 - Offers investors the security of 187 sovereign shareholders, preferred creditor status, and a strong balance sheet that is the result of prudent financial policies
 - Only extends funds to sovereigns and sovereign-guaranteed projects.
 - Has never made a capital call or written off a loan
- **Products:** Meets investor requirements by offering a wide range of debt instruments that meet the various needs of diverse investor groups
- **Development mandate:** Provides financial solutions for sustainable and socially equitable economic development to reduce poverty and improve standards of living



The World Bank's Financial Strength

- IBRD's Aaa/AAA rating is based on a solid financial structure, conservative financial policies and consistent performance, as well as support and capital backing from its shareholders.

Strong Credit Quality

Quality Loan Portfolio

Substantial Liquidity

Prudent Risk Management

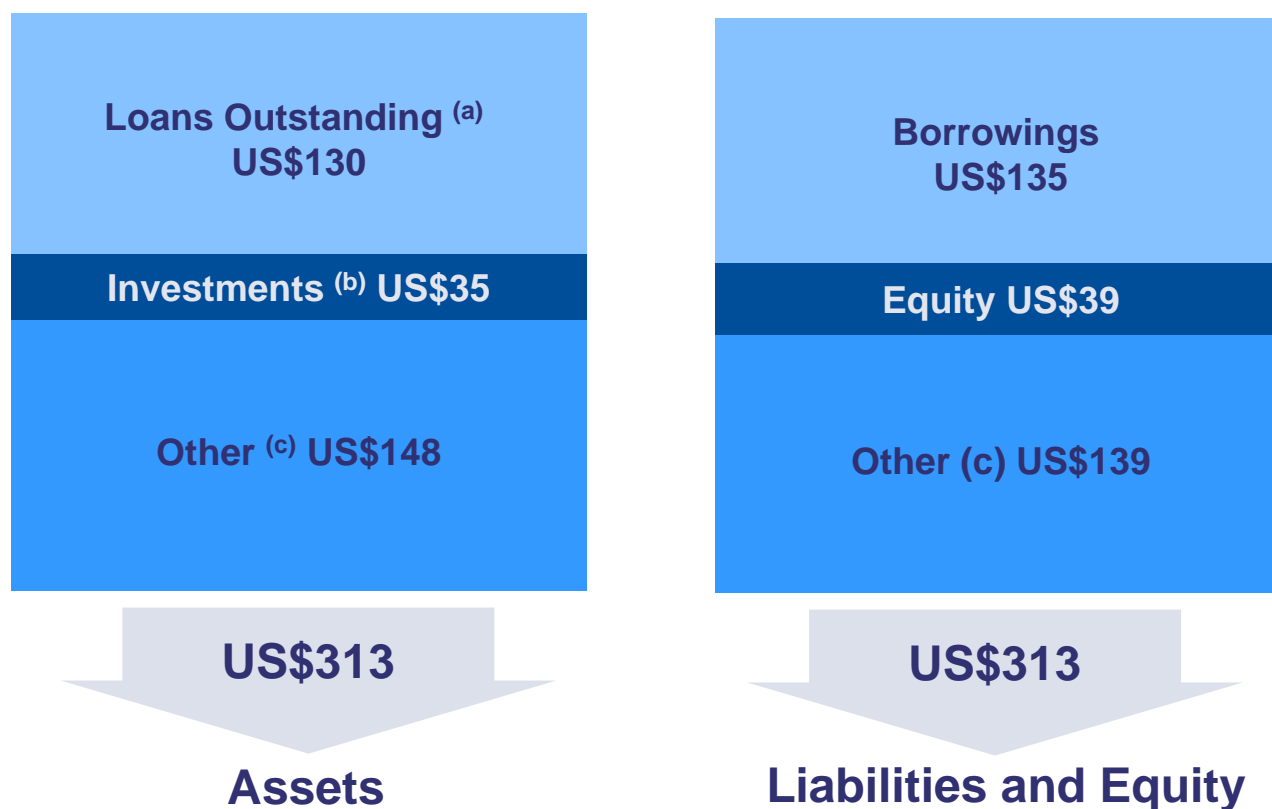
Diversified Shareholder Base



The World Bank's main headquarters are in Washington, D.C.

Balance Sheet Structure

Key Balance Sheet Items (as of June 30, 2011, billions US\$)



(a) Net of accumulated loan loss provision and deferred loan income

(b) Investments and due from banks; of this amount, the liquidity portfolio is US\$ 28.4 billion

(c) Mostly swap payables and receivables

Note: Figures are shown on a fair value basis; see financial statements for details

Key Balance Sheet Items and Risk Management

Highlights:

- **Loans Outstanding** have increased since FY2007; the overall credit quality of many borrowers has improved.
- **Liquid Assets** are held to ensure timely payments can be made for disbursements and debt service and are managed against strict guidelines and conservative benchmarks.
- **Swaps** are used for hedging purposes; collateral is held to manage counterparty credit risk.
- **Borrowings and loans** are managed on a USD Libor basis to mitigate the risk of interest rate or currency mismatches between assets and liabilities.
- **Equity** is primarily comprised of paid-in capital and retained earnings. Annual income generated is used to add on to reserves and / or for other purposes as determined by shareholders (e.g. to contribute to IDA). The Equity-to-Loans ratio was 28.67% on June 30, 2011.

Key Balance Sheet Items^(a) (as of June 30, 2011, billions US\$)

Investments & due from banks ^(b)	35	Borrowings	135
Net loans outstanding	130	Equity	39
Other ^(c)	148	Other ^(c)	139
Total Assets	313	Total Liabilities & Equity	313

- (a) Fair value basis; see financial statements for additional details
 (b) Of this amount, the liquidity portfolio is US\$ 28.4 billion
 (c) Mostly swap payables and receivables

Benefits of a Diversified Shareholder Base

- **Shareholder support** - IBRD bonds are supported by the strength of the balance sheet *and* support of both borrowing member shareholders and other shareholders through callable capital of the World Bank's 187 sovereign shareholders.
- **Callable capital** can only be called in order to satisfy debt holder claims. Members are responsible for the full amount of their callable capital subscription, regardless of others' ability to fulfill their obligations.
 - The World Bank's financial policies are designed to minimize the need for a call on capital and key management tools like the Equity-to-Loans ratio targets do not take callable capital into account. A call would only be made in the case of unprecedented losses, and only if they exceed expected available financial resources. No call has ever been made on callable capital.
- **Largest shareholders** (percent of total subscription as of June 30, 2011):
 - United States 16.5%
 - Japan 9.86%
 - Germany 4.51%
 - France 4.32%
 - United Kingdom 4.32%

Capital Before and After Approved Increase

- **Capital Increase**

To support IBRD's risk-bearing capacity after the increase in net lending since 2007, in March 2011 the Board of Governors approved an increase in capital (the first since 1988). An adjustment of shares to align countries more with their current global economic weight was also approved. After the realignment of shareholdings, China will be the third largest shareholder. Subscribed capital will increase by \$86.2 billion over the next 5 years (\$5.1 billion is the paid-in capital portion). As of June 30, 2011, \$228 million had been paid in.

Current Capital

Capital (US\$ bn), June 30, 2011

Paid-in capital	\$ 11.7
Callable capital	\$182.0
Subscribed Capital	\$193.7

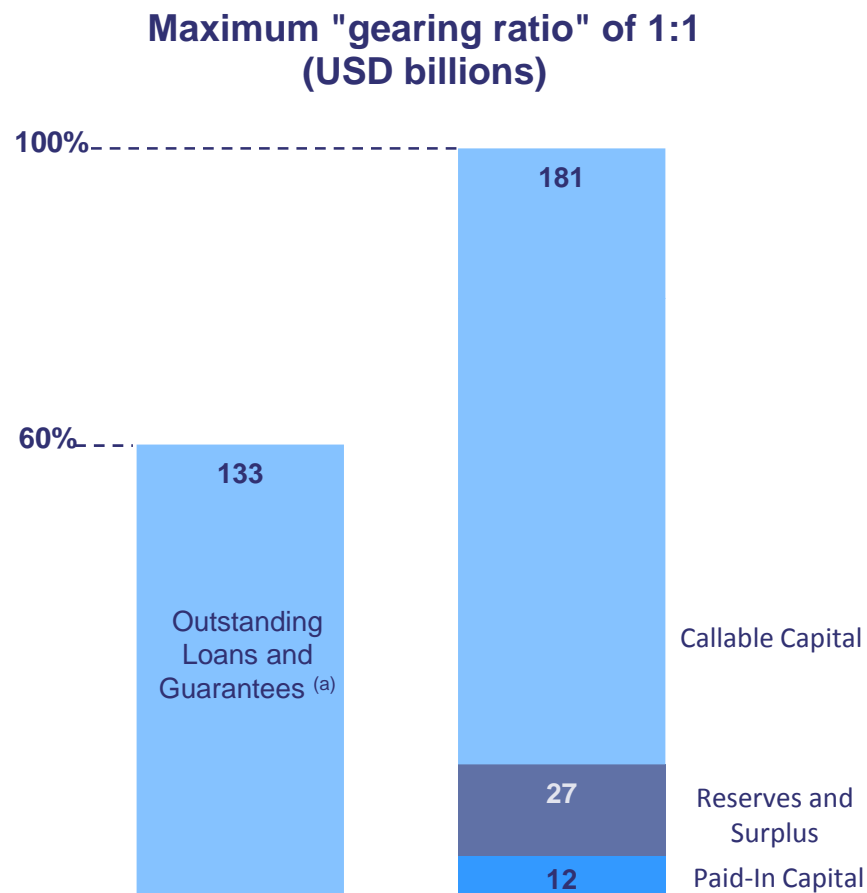
Capital after Increase

Board-Approved Capital (US\$ bn)
after increase over next 5 years

Paid-in capital	\$ 16.6
Callable capital	\$259.5
Subscribed Capital	\$276.1

Practicing Prudent Risk Management

- Under IBRD's Articles of Agreement, as applied, the total outstanding amount of direct loans made by IBRD, including participation in loans and guarantees may not exceed the **statutory lending limit**. The World Bank can never lend more than subscribed capital, reserves, and surplus.
- At June 30, 2011, outstanding loans and guarantees totaled \$132,459 million, equal to 60% of the statutory lending limit of \$220,201 million.
- Key risk management indicators such as the Equity-to-Loans ratio (28.67% as of June 30, 2011), do not factor in callable capital to determine IBRD's risk-bearing capacity.

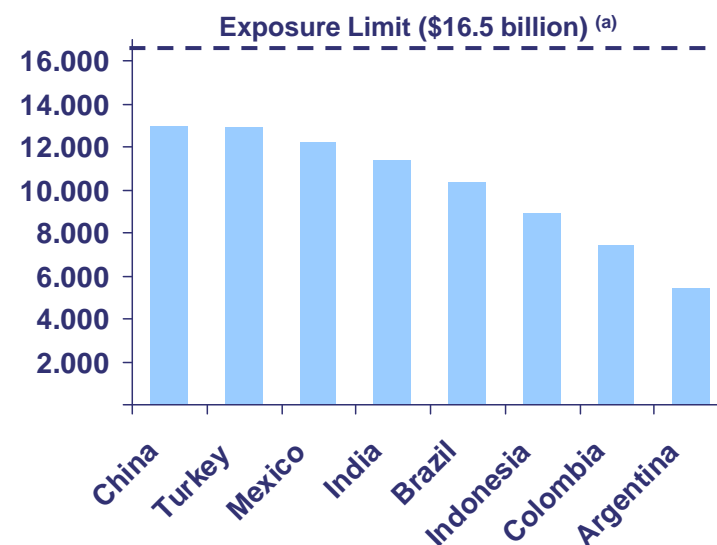


(a) Net of accumulated loan loss provisions

Quality Loan Portfolio Lowers Risk

- Borrowing nations are shareholders; increased incentive to repay
- Overall credit quality of many borrowers has improved over last few years; 5 of the largest 8 borrowers have an investment grade rating
- Recognized preferred creditor treatment; borrowing nations prioritize financial obligations to the World Bank
- Lending is limited to sovereign or sovereign-guaranteed projects
- Concentration limits for individual countries
- Has never written off a loan
- Practice is to not reschedule interest or principal payments on loans
- Policy of freezing loan approvals and disbursements if a country fails to pay obligations on time

Top 8 Country Exposures as of June 30, 2011
In billions of U.S. Dollars



(a) India's exposure limit is US\$17.5 billion

Substantial Liquidity

- Liquid investment portfolio allows flexibility in the timing of new debt issuance while meeting obligations. Portfolio is managed against strict guidelines.
- Eligible investments are highly rated fixed income securities rated AA- or better for governments and agencies, and AAA for corporates and ABS
- Actual liquidity exceeds minimum target to provide financial flexibility
- Minimum liquidity target:
Highest six months of expected debt service plus one-half of net approved loan disbursements, as projected for the fiscal year
- The FY 2012 prudential minimum liquidity level has been set at US\$21 billion; as of December 31, 2011, the actual amount for liquid assets held was US\$39 billion

Minimum and Actual Liquid Assets as of the End of Each Fiscal Year



Table of Contents

About the World Bank

Why Invest with the World Bank

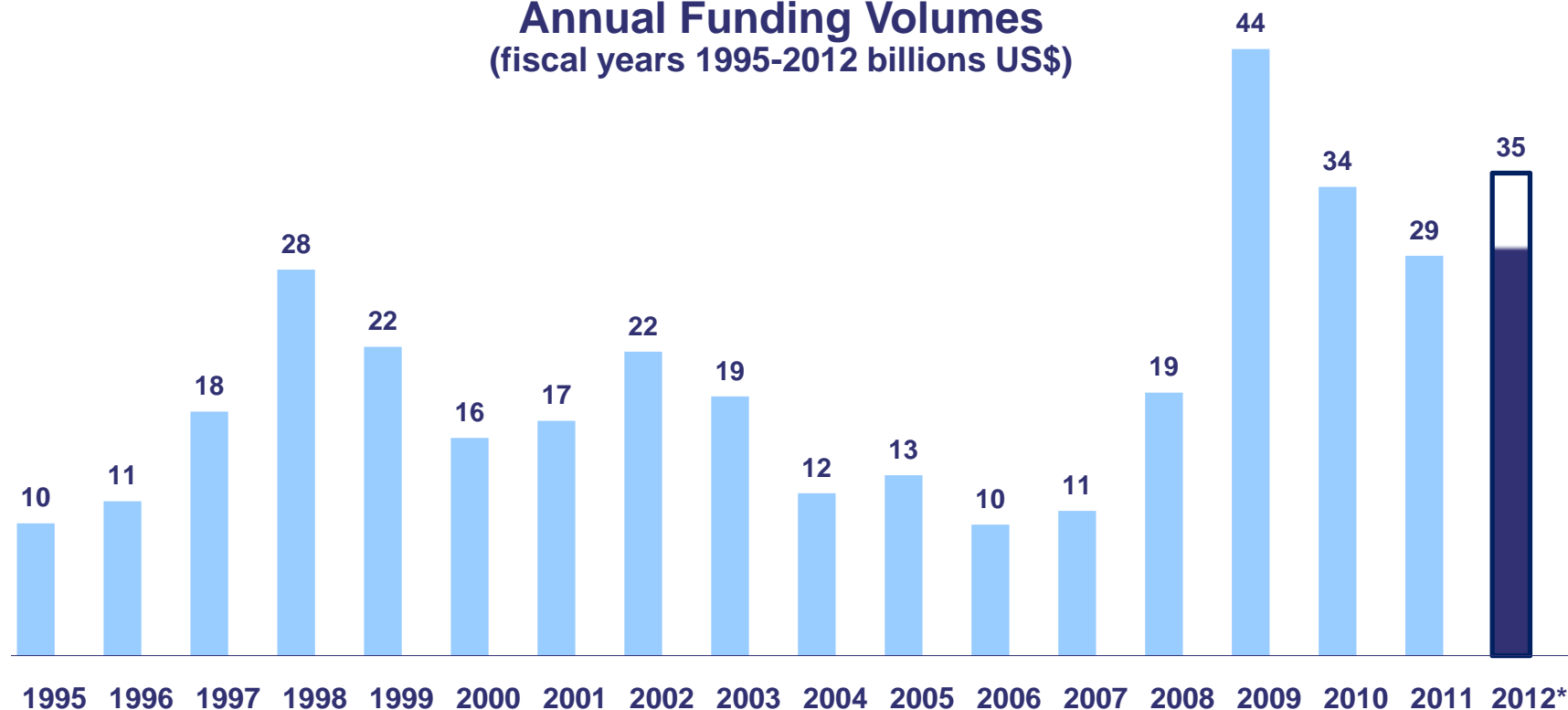
How to Invest with the World Bank

Annex

The World Bank Increases Funding When & Where it is Needed

- Funding volume grows in response to global financial crises and the resulting increase in lending activity, and/or refinancing

Annual Funding Volumes
(fiscal years 1995-2012 billions US\$)



Note: World Bank fiscal years begin on July 1st and end on June 30th

* YTD

Funding Strategy

- **Meet investors' needs**

- Offer a wide range of debt instruments, with various characteristics including flexible structures, liquidity and maturities
- Customize products to meet regional investor preferences, including or bonds with specific themes - like green bonds
- Bonds issued in over 51 different currencies
- Maturities from 0 to 30 years
- A 0% Basel II risk weighting minimizes capital requirements

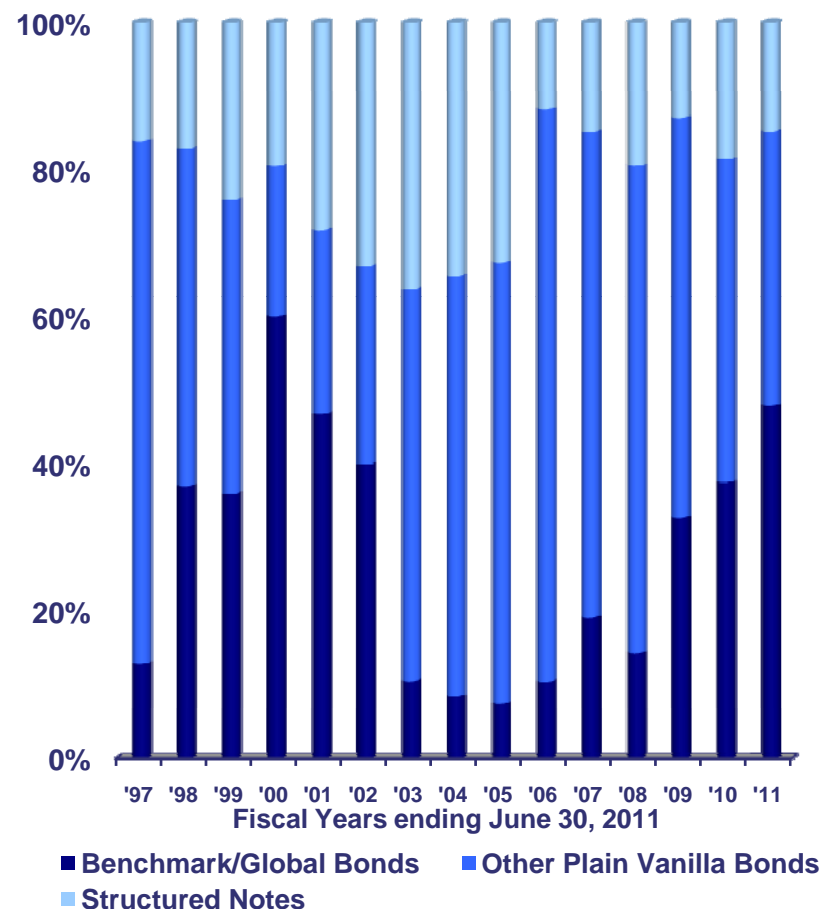
- **Ensure high execution standards**

- Broad sponsorship from underwriters with solid primary placement with a diversified investor base
- Strong aftermarket spread performance for liquid bonds



World Bank Funding - Product Mix

- **Benchmark / Global Bonds:**
Australian dollars, Canadian dollars, Euros, New Zealand dollars, Norwegian krone, Pound Sterling, South African rand, Turkish lira, and US dollars
- **Other Plain Vanilla Notes:**
Uridashi and local / non-core currency*
- **Structured Notes:**
Callable and puttable, floating rate with caps, floors or collars, step-up and step-down coupons, and others

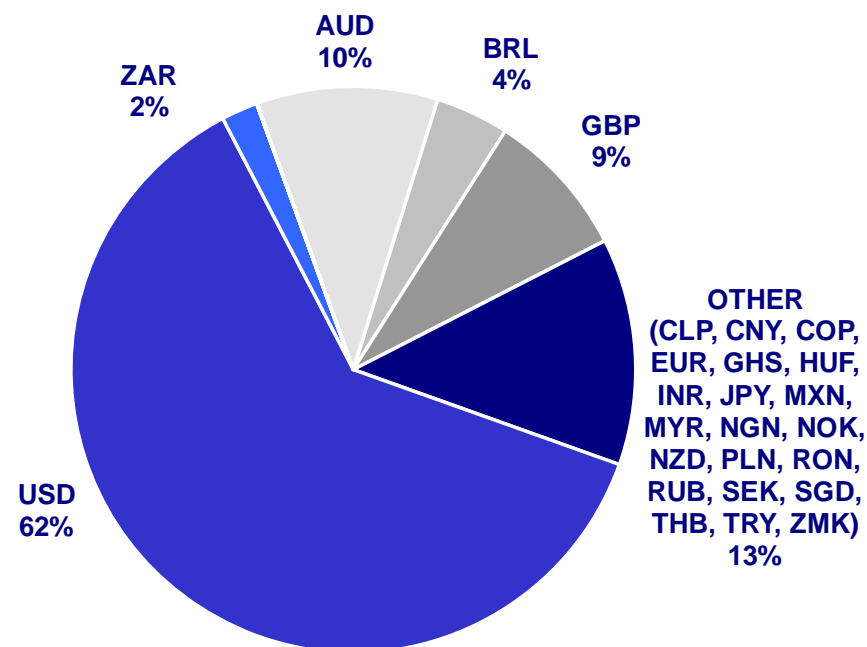


*Issued in: Australian Dollar, Brazilian Reals, Botswana Pula, Chilean Peso, Chinese Renminbi, Colombian Peso, Czech Koruna, Ghanian Cedi, Hong Kong Dollar, Hungarian Forint, Indian Rupee, Japanese Yen, Malaysian Ringgit, Mexican Peso, Nigerian Naira, New Romanian Leu, New Turkish Lira, New Zealand Dollar, Norwegian Krone, Polish Zloty, Russian Ruble, Saudi Riyal, Singapore Dollar, Slovak Koruna, South African Rand, South Korean Won, Swedish Krona, Swiss Franc, Thai Baht, Turkish Lira, Zambian Kwacha

World Bank Funding - Currency Mix

- The World Bank has issued bonds in 54 different currencies since 1947
- Issued in 26 currencies in FY2011
- Has been the first foreign issuer in many currencies: Colombian peso, Romanian leu, Uruguayan peso, South Korean won
- Investors benefit from currency exposure with triple-A credit risk

Currencies of Issuance in FY 2011
(US\$29 billion total)



World Bank Global Bonds

- **The World Bank offers global bonds in a variety of currencies and maturities through strategic offerings designed to meet investor demand**
- **Global bonds provide investors with liquidity and strong dealer commitment to secondary market support**
- **They provide diversification among triple-A holdings and benefit from a rarity value in the marketplace**
- **Global Bond characteristics:**
 - Issue size is typically USD 1-3 billion, or benchmark size for each market
 - Maturities generally range between 2-10 years
 - Denominated in a variety of currencies, including Australian Dollars, Canadian Dollars, Euros, New Zealand Dollars, South African Rand, Turkish Lira, and US Dollars
- **World Bank bonds are represented in the following major indices:**
 - Barclays Capital Global Aggregate Index
 - Bank of America Merrill Lynch Global Broad Market Quasi-Govt Index
 - Citigroup World Broad Investment-Grade (WorldBIG) Bond Index
- **Pricing and other bond details**
 - Bloomberg: IBRD <Govt> <Go> or IBRD <Go>

World Bank Bonds in Non-Core Currencies

- **The World Bank offers Aaa/AAA credit quality while providing exposure to a foreign currency or interest rate.**
- **World Bank bonds in non-core currencies are sold through dealers.**
- **World Bank bonds are often the first foreign bonds denominated in emerging market currencies to be made available to overseas investors, often with features such as clearing mechanisms, listing, and governing law that are familiar to international investors and facilitate their participation.**
- **Significant retail demand, especially in Japan. They participate either through individual bond purchases or by investing in a multi-currency World Bank bond fund.**
- **Examples include:**
 - New Zealand dollar 300 million 4.5% due 2016
 - Thai baht 1.25 billion 2.05% due 2014
 - Zambian kwacha 100 billion 8.5% due 2014
 - Norwegian krone 1 billion 3.25% due 2014
 - Chilean peso 30 billion 4.25% due 2013
 - Nigerian naira 6.1 billion 9.75% due 2012

World Bank Structured Notes

- **The World Bank offers investors custom-tailored debt instruments on a reverse inquiry basis.**
- **Structured notes provide investors with the opportunity to take positions on interest rates, currencies, inflation rates, equity indices, and other indices while limiting their credit exposure.**
- **Dealers in structured notes are expected to provide secondary markets in the notes they arrange. However, to help liquidity to investors, the World Bank has an active buy back program.**
- **Notes provide Aaa/AAA credit quality along with the potential yield enhancement, within specific market risk parameters.**
- **The World Bank's offer to issue customized structured notes is subject to a variety of factors, including:**
 - Minimum size requirement (depends on the type of structure)
 - Suitability of investment for the proposed investor
 - Complexity of the transaction

World Bank Discount Notes

- **The World Bank offers flexible and customized short-term debt instruments through its US\$ Discount Notes Program**
- **Discount Notes are offered in the United States and Eurodollar markets**
- **Discount Notes characteristics:**
 - maturities of 360 days or less
 - aggregate face amounts of US\$50,000 and higher per maturity date
- **Sold through a group of dealers consisting of:**
 - Banc of America Securities LLC
 - Barclays Capital Inc.
 - FTN Financial Capital Markets
 - Goldman, Sachs & Co.
 - Jefferies & Company, Inc.
 - Nomura Securities International, Inc.
 - UBS Securities LLC (the Dealers)
- **Rates for World Bank Discount Notes are posted on Bloomberg's “ADN” page under the World Bank option (“WBDN”)**
- **Simple documentation governed by an Offering Circular**

Sustainable Investment Focus

Investors are increasingly incorporating environmental, social and governance criteria in their investment decisions. The World Bank partners with banks to cater to this demand and design products with a sustainable investment focus.



The World Bank Eco-3Plus Note
Sustainable investment with at least 3% interest



World Bank's 'green bonds'
By Fiona Harvey, Environment Correspondent
Published November 11 2008 02:00 | Last updated: November 11 2008 02:00

The World Bank has issued its first in low-carbon technology in the devel

Taking advantage of its triple A rated issue will be worth about \$300m, de



Business Markets Credit crunch Green shoots Economics Recession Dan

World Bank raises \$300 mln climate bond finance

LONDON, April 24 (Reuters) - The state of California has bought \$300 million in green bonds to help the World Bank lend to developing country projects to prepare for climate change and curb greenhouse gas emissions.

It is the World Bank's second issuance of such grey way to raise up-front finance from developed count The Bank will lend the money at low or zero interes cut carbon emissions, for example by deploying rer climate changes such as higher seas for example I "Buying these green bonds makes financial sense California State Treasurer.



世界銀行とは **nikko am**

世界の主要な国から出資されている国際機関です。第二次大戦後の経済復興を目的に設立された機関の一つです。国際開発金融機関として、持続可能な発展に貢献することなく、グローバルな課題を克服しています。

「日本における主要プロジェクト」

- 国際的信用保証 (ICG) 債
- 国際復興開発銀行 (IBRD) 債
- 国際開発銀行 (IDA) 債
- 世界銀行保証 (WBG) 債
- 世界銀行保証 (WBG) 債
- 世界銀行保証 (WBG) 債
- 世界銀行保証 (WBG) 債

「コアファンド」では、環境・社会・ガバナンス (ESG) 基準に基づき、持続可能な成長を促進し、社会の発展に貢献しています。

世界銀行保証 (WBG) 債

Gute Rendite. Gutes Gewissen.

International Bank for Reconstruction & Development (Die Weltbank)

Erträge: Ausländische Rendite (Standard der Euro-Zone)

Festverzinsung: 12. Dezember 2008

Fälligkeits: 16. Januar 2009

Emissionen: 100.000 T. €

Später: 3.275 T. € a.a.

Kaufzeitraum: Zuhilfenahme am 10. Januar 2009

Währungs: US\$ 1.000 €

ISIN: XS0173754112

WKN: A82247

Änderungen vorbehalten, detaillierte Informationen erhalten Sie bei Dresdner Bank Filialen.

Dresdner Bank
Die Beraterbank

THE WORLD BANK

World Bank Green Bonds

- World Bank Green Bonds support mitigation and adaptation projects selected by World Bank climate change and sector specialists
- The investment product was developed in partnership with SEB for investors concerned about the impacts of climate change
- Investors benefit from AAA/Aaa World Bank (IBRD) rating and World Bank's "due diligence" for projects
- Investors select financial terms like currency, size and maturity
- World Bank Green Bonds help mobilize funds from the private sector for climate change projects in member countries
- World Bank Green Bonds act as catalyst for larger green bond market



World Bank Green Bonds and Funds

Since the inaugural issue in 2008, approximately USD 3 billion has been raised with 40+ World Bank green bonds issued in 17 different currencies. Nikko Asset Management set up diversified currency World Bank Green Bond funds that won an ESG (“Environment, Social, Governance”) award in Europe.



List of Select Investors

AP2 - Second Swedish National Pension Fund
 AP3 - Third Swedish National Pension Fund
 Adlerbert Research Foundation
 California State Treasurer's Office
 Church of Sweden
 CalSTRS
 Calvert Investments
 FMO (Netherlands Development Finance Co.)
 LF Liv
 MISTRA
 Everence Financial
 New York Common Retirement Fund
 Rathbone Greenbank
 SEB Ethos rantefund
 SEB Fonden
 SEB Trygg Liv
 Sarasin
 Skandia Liv
 Trillium Asset Management, LLC
 UN Joint Staff Pension Fund
 WWF-Sweden (Världsnaturfonden)
 ZKB (Zürcher Kantonalbank)

Amount	Coupon	Issue Date	Maturity Date
USD 300 million	Floating	2009	2012
USD 180 million	2%	2009	2013
SEK 3.150 billion	3.5%	2008	2014
AUD 30 million	5.4%	2010	2015
MXN 40 million	6.15%	2010	2015
MYR 12 million	1.375%	2010	2015
ZAR 25 million	7.2%	2010	2015
NZD 150 million	5.23%	2010	2015
USD 10 million	2%	2010	2016
USD 10 million	2.34%	2011	2016
USD 20 million	2.30%	2011	2016
USD 10 million	2.20%	2011	2016
USD 10 million	2.18%	2011	2016
EUR 20 million	2.25%	2011	2016
AUD 280 million	6%	2010	2017
BRL 160 million	9.5%	2010	2017
EUR 2 million	2.5%	2010	2017
HUF 7.950 billion	5.5%	2010	2017
NOK 400 million	3.75%	2010	2017
NZD 50 million	5.625%	2010	2017
RUB 2.4 billion	7.5%	2010	2017
SEK 1.150 billion	3.25%	2010	2017
TRY 75 million	10%	2010	2017
ZAR 850 million	8.75%	2010	2017
COP 172.5 billion	8%	2010	2020
JPY 125 million	.875%	2010	2020
MXN 1.250 billion	7.5%	2010	2020
SEK 100 million	3.5%	2010	2020
USD 5 million	3.32%	2011	2021
USD 2.143 million	3.5% / FLT	2011	2021

Summary

- **The World Bank provides its members with financial solutions to reduce poverty and improve standards of living.**
- **World Bank bonds are sustainable investment opportunities that fund its development activities.**
- **IBRD's AAA/Aaa rating is based on its strong balance sheet and capital, its conservative financial policies and management, as well as the support from its 187 member countries.**
- **The World Bank offers investors a broad range of products in various currencies and maturities and for bonds ranging from benchmark bonds to tailor-made notes designed to suit specific investor needs.**
- **Investors and clients are increasingly showing interest in the World Bank's climate-themed investment and risk management products**



More Information...

- **Internet:** treasury.worldbank.org
- **Phone:** +1 202 477 2880
- **Fax:** +1 202 477 8355
- **Email:** debtsecurities@worldbank.org
- **Address:** 1225 Connecticut Ave NW, Washington, DC 20433, U.S.A.
- **Pricing Sources:**
Bloomberg:
IBRD <Govt> <Go> or IBRD <Go>; for Discount Notes: WBDN <Go>

Table of Contents

About the World Bank

Why Invest with the World Bank

How to Invest with the World Bank

Annex


ANNEX: WORLD BANK PROJECTS

Social Protection in Brazil

- **Bolsa Familia Project**

The Bolsa Familia project has innovative features that are expected to provide far reaching benefits by contributing to the reduction of poverty and inequality in Brazil in short and long-term. First, the project provides for transfers conditional on investments in education and health. Second, it supports an existing Brazilian government's flagship social protection program, the Bolsa Família Program (BFP), through a partnership of co-financing and technical assistance. The BFP's conditional cash transfer program provides grants to poor families, who in return must ensure that their children attend school regularly and receive adequate health care. In coordination with other government programs, this project is also expected to help Brazil achieve other key Millennium Development Goals, such as reducing malnutrition, achieving universal education, reducing child mortality, and improving maternal health.

Project Summary	
Purpose	Social Protection
Term	2004 – 2008
IBRD Financing	US\$572 million



A photograph showing three young children sitting on a wooden bench. The child on the left is a boy with short dark hair, wearing pink shorts, smiling. The child in the middle is a girl with dark hair, wearing a white shirt and pink shorts, covering her mouth with her hands. The child on the right is a boy with short dark hair, wearing yellow shorts, smiling. They are sitting in front of a wall painted in a light blue color. A window is visible behind them.

Education in Chile

- **Tertiary Education Finance for Results**

Despite Chile's economic advances, one of the challenges the country currently faces is sustaining its economic growth, social development, and maintaining its competitive edge in the context of an open economy. The Government of Chile determined that improving and expanding access to university education is key to its country's continued progress.

In response to the Government of Chile's strategy to improve its university education, the World Bank funded Tertiary Education Finance for Results Project is revamping the financing system for tertiary education in favor of a performance-based system. This will enhance the quality and relevance of its courses, as well as provide incentives for improved quality assurance. The project is also ensuring equal access to higher learning institutions despite financial and/or gender based disparity through expansive course selection, and improving quality of teaching through basic and higher learning teaching instruction, preparation, and progressive teaching methodologies.

Project Summary	
Purpose	Education
Term	2005 – 2009
IBRD Financing	US\$25 million



Education in Philippines

- **Basic Education Project**

The National Program Support for Basic Education project aims to improve quality and equity in teaching for all Filipino children in basic education.

The project will help enhance the quality and equity of basic education, improve teaching effectiveness by refining current standards for the hiring and promotion of teachers, develop and further strengthen the management of schools, and help restructure the Education Department's budget.

Project Summary	
Purpose	Education
Term	2006 – 2011
IBRD Financing	US\$200 million



Climate Change in Mexico

- **Mexico – Climate Change Development Policy Loan**

In Mexico, changes in temperature and precipitation have been increasing flood, drought and hurricane frequencies.

The government of Mexico has taken the lead in addressing climate change. In March 2007, it formalized its commitment to mitigate and adapt to climate change through the National Climate Change Strategy.

With the financial and technical support of World Bank, they will do the following:

- Scale up the ProÁrbol program by reforesting 642,000 hectares (estimated climate benefit is a reduction of approximately 6 million tons of CO2).
- Introduce new alternative energy resources through hydro and wind power initiatives.

Project Summary	
Purpose	Mainstream climate change policies
Term	2008 – 2011
IBRD Financing	US\$501 million



Energy Efficiency in Montenegro

- **Montenegro Energy Efficiency Project**

Montenegro currently must import about one-third of its power to feed its fast growing electricity demands and to make-up for diminishing electricity production from the run-down plants and assets of the state-owned electricity company. In addition, a legacy of highly inefficient buildings and other facilities contribute to the drain on energy supplies in Montenegro.

The World Bank funded Energy Efficiency Project will mainly finance energy efficiency investments in the public sector, reducing energy consumption and improving environmental quality in public schools and health centers—and promoting new energy efficiency and supply technologies in targeted public buildings across the country. It is designed to be a model for positive energy efficiency activities in rest of the country’s public sector and private companies, reducing national greenhouse gas emissions.

Project Summary	
Purpose	Energy Efficiency
Term	2008 – 2012
IBRD Financing	US\$9 million



Renewable Energy in China

- **Renewable Energy Scale-up Program**

The Renewable Energy Scale-up program for China aims to create a legal, regulatory, and institutional environment conducive to large-scale, renewable-based electricity generation, and to demonstrate early success in large-scale, renewable energy development with participating local developers in two provinces. The Project has different components designed to meet national priorities and the needs of the pilot provinces (Fujian and Rudong) to initiate the scale-up of renewable energy. It also includes market research, implementation support, technology improvement for wind and biomass, and long-term capacity building.

Project Summary	
Purpose	Renewable Energy
Term	2005 – 2010
IBRD Financing	US\$87 million



Acknowledgements and Disclaimers

All photos, graphics and content © World Bank

This presentation has been prepared by the World Bank (International Bank for Reconstruction and Development, IBRD) for information purposes only, and the IBRD makes no representation, warranty or assurance of any kind, express or implied, as to the accuracy or completeness of any of the information contained herein.

No Offer or Solicitation Regarding Securities. This presentation may include information relating to certain IBRD securities. Any such information is provided only for general informational purposes and does not constitute an offer to sell or a solicitation of an offer to buy any IBRD securities. All information relating to securities should be read in conjunction with the appropriate prospectus and any applicable supplement and Final Terms thereto, including the description of the risks with respect to an investment in such securities, which may be substantial and include the loss of principal. The securities mentioned herein may not be eligible for sale in certain jurisdictions or to certain persons.

Consult with Advisors. Investors considering purchasing an IBRD security should consult their own financial and legal advisors for information about such security, the risks and investment considerations arising from an investment in such security, the appropriate tools to analyze such investment, and the suitability of such investment to each investor's particular circumstances.

No Guarantee as to Financial Results. IBRD does not warrant, guarantee or make any representation or warranties whatsoever, express or implied, or assumes any liability to investors regarding the financial results of the IBRD securities described herein.


Each recipient of this presentation is deemed to acknowledge that this presentation is a proprietary document of IBRD and by receipt hereof agrees to treat it as confidential and not disclose it, or permit disclosure of it, to third parties without the prior written consent of the IBRD. All content (including, without limitation, the graphics, icons, and overall appearance of the presentation and its content) are the property of the IBRD. The IBRD does not waive any of its proprietary rights therein including, but not limited to, copyrights, trademarks and other intellectual property rights.



TREASURY
THE WORLD BANK

THE WORLD BANK

Investment Opportunities



1225 Connecticut Ave NW
Washington, DC 20433 USA
[http://treasury.worldbank.org/
capitalmarkets](http://treasury.worldbank.org/capitalmarkets)