



Sovereign Ratings Methodology & Debt Management

Lisa M. Schineller
Managing Director, Sovereign Ratings
Economist, Latin America

December 3, 2014

Transparency & Reporting on Public Debt: Does It Pay Off?

The World Bank FABDM Webinar

Washington D.C.

December 3, 2014

Agenda

- **Sovereign credit ratings and other definitions**
- **Latin America's Sovereign Ratings**
- **Sovereign ratings methodology**
- **Role of Debt and Debt Management**

Definitions: Rating Sovereigns, Not Countries

- **Standard & Poor's rates sovereign governments and other public and private sector entities which can issue debt; it does not rate countries.**
- **For example, Standard & Poor's rates the United Mexican States, the Socialist Republic of Vietnam, and the Federal Republic of Germany, but not Mexico, Vietnam, or Germany.**

Definitions: What A Rating Is And Is Not

A Standard & Poor's sovereign rating is:


- A current opinion of the creditworthiness of a sovereign government, where creditworthiness encompasses likelihood of default and credit stability (and in some cases recovery).
- A globally comparable, independent, forward-looking opinion.
- A reflection of medium-term fundamentals -- through economic and political cycles.

A Standard & Poor's sovereign rating is not:

- A country risk rating.
- A statement of fact or a recommendation to buy, hold, or sell a particular instrument or make any investment decisions.
- A measure of liquidity, volatility, or market value of a financial instrument.

Standard & Poor's Ratings

- 129 rated sovereigns worldwide
- 26 rated sovereigns in Latin America & the Caribbean



Permission to reprint or distribute any content from this presentation requires the prior written approval of Standard & Poor's.

S&P Sovereign Ratings: Latin America (November 2014)

Chile AA- /AA+

Trinidad and Tobago A/A

Curacao A-/A-

Aruba BBB+/BBB+

Mexico BBB+/A

Peru BBB+/A-

Colombia BBB/BBB+

Panama BBB/BBB

Bahamas BBB/BBB

Brazil BBB-/BBB+

Montserrat BBB-/BBB-

Uruguay BBB-/BBB-

Costa Rica BB/BB

Guatemala BB/BB+

Bolivia BB/BB

Paraguay BB/BB

Suriname BB-/BB-

Barbados BB-/BB-

El Salvador BB-/BB-

Dominican Republic B+/B+

Ecuador B+/B+

Honduras B/B

Jamaica B-/B-

Belize B-/B-

Venezuela CCC+/CCC+

Argentina SD/CCC+

Outlook: **Positive**, Stable, **Negative**

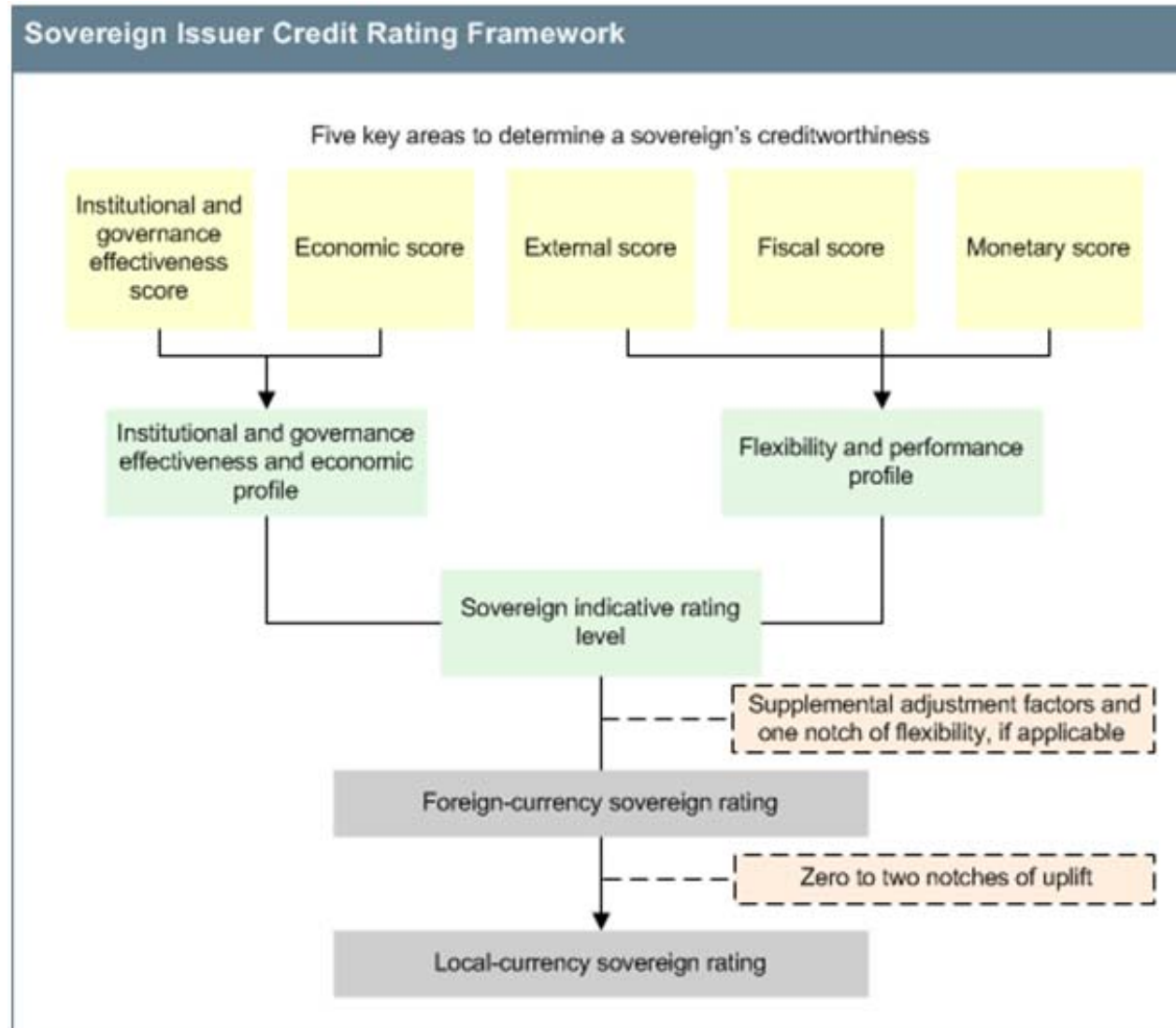
Rating: Foreign Currency / Local Currency

Ratings as of November 19, 2014.

Source: Standard & Poor's Ratings Services.

Permission to reprint or distribute any content from this presentation requires the prior written approval of Standard & Poor's.

Framework For Sovereign Ratings



Source: Standard & Poor's Ratings Services "Sovereign Government Rating Methodology And Assumptions" as of June 24, 2013 as published on the Global Credit Portal®.

Permission to reprint or distribute any content from this presentation requires the prior written approval of Standard & Poor's.

Determining Indicative Ratings Under Updated Criteria

Table 2
Indicative Rating Levels From The Combination Of (1) The Institutional And Governance Effectiveness And Economic Profile With (2) The Flexibility And Performance Profile

Institutional and governance effectiveness and economic profile												
Flexibility and performance profile	Category	Superior	Extremely strong	Very strong	Strong	Moderately strong	Intermediate	Moderately weak	Weak	Very weak	Extremely weak	Poor
Category	Score	1	1.5	2	2.5	3	3.5	4	4.5	5	5.5	6
Extremely strong	1 to 1.7	aaa	aaa	aaa	aa+	aa	a+	a	a-	bbb+	N/A	N/A
Very strong	1.8 to 2.2	aaa	aaa	aa+	aa	aa-	a	a-	bbb+	bbb	bb+	bb-
Strong	2.3 to 2.7	aaa	aa+	aa	aa-	a	a-	bbb+	bbb	bb+	bb	b+
Moderately strong	2.8 to 3.2	aa+	aa	aa-	a+	a-	bbb	bbb-	bb+	bb	bb-	b+
Intermediate	3.3 to 3.7	aa	aa-	a+	a	bbb+	bbb-	bb+	bb	bb-	b+	b
Moderately weak	3.8 to 4.2	aa-	a+	a	bbb+	bbb	bb+	bb	bb-	b+	b	b
Weak	4.3 to 4.7	a	a-	bbb+	bbb	bb+	bb	bb-	b+	b	b-	b-
Very weak	4.8 to 5.2	N/A	bbb	bbb-	bb+	bb	bb-	b+	b	b	b-	b-
Extremely weak	5.3 to 6	N/A	bb+	bb	bb-	b+	b	b	b-	b-	ccc/cc*	ccc/cc*

*Assigning 'CCC+', 'CCC', 'CCC-', and 'CC' ratings is based on "Criteria For Assigning 'CCC+', 'CCC', 'CCC-', And 'CC' Ratings," published on Oct. 1, 2012.

Source: Standard & Poor's Ratings Services "Sovereign Government Rating Methodology And Assumptions" as of June 24, 2014 on published on the Global Credit Portal®.

Permission to reprint or distribute any content from this presentation requires the prior written approval of Standard & Poor's.



Fiscal Analysis

Our fiscal analysis focuses on:

- **Fiscal performance and flexibility.**
- **Fiscal trends and vulnerabilities.**
- **Debt level and cost of debt.**
- **Access to funding and debt structure.**
- **Contingent liabilities.**

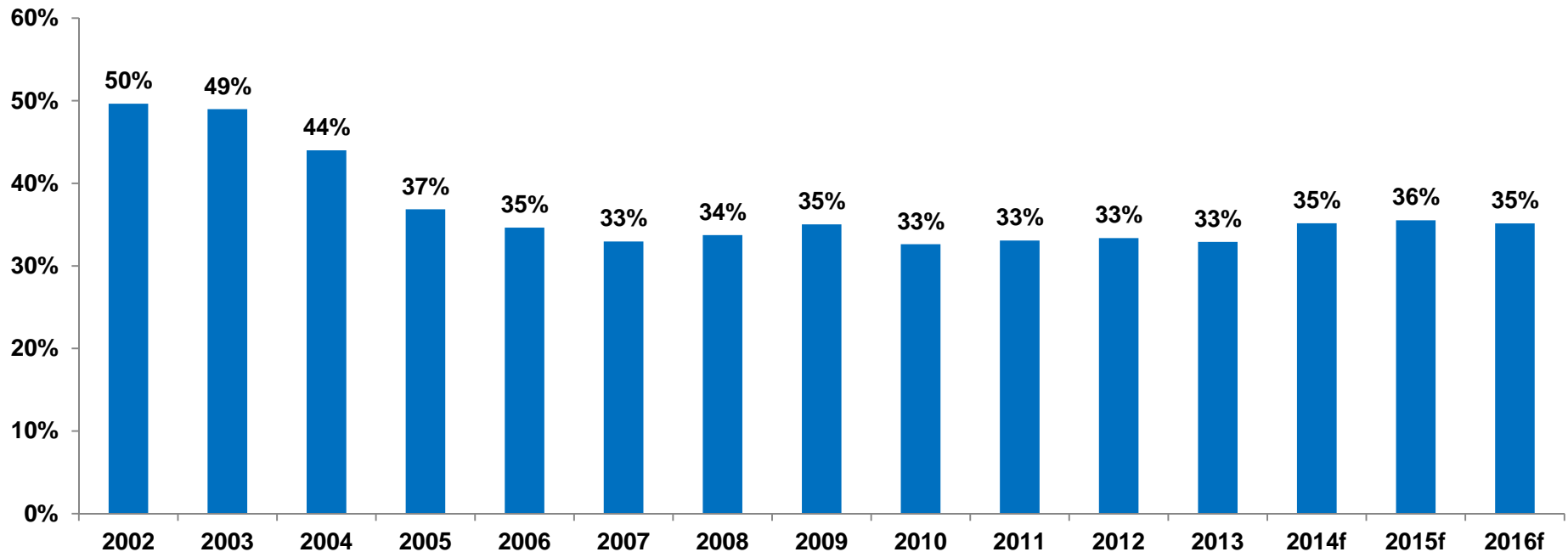
Debt Structure and Funding

- **Debt level and cost of debt starting point**
 - Net general government debt as a percentage of GDP
 - General government interest expenditures as a percentage of revenues
- **Worse assessment if**
 - Significant exposure to exchange rate movements and refinancing risk such as if more than 40% of debt is denominated in foreign currency or the average maturity is typically less than three years
 - Non residents hold consistently more than 60% of central government commercial debt
 - Debt service is vulnerable due to amortization profile that varies by more than 5% of GDP from one year to the next or due to possible acceleration from puts or rating triggers
 - More than 20% of the resident banking sector balance sheet is exposed to the government, which limits room for additional lending without crowding out private sector borrowing

Government Debt

Latin America's debt levels have declined, the debt composition has improved, and local debt markets have experienced greater development.

Net General Government Debt / GDP
(avg, weighted by GDP share)



Source: Standard & Poor's Ratings Services.

Permission to reprint or distribute any content from this presentation requires the prior written approval of Standard & Poor's.

Brazil and Mexico rely on local markets

Brazil

- **Facilitate better composition of debt**
 - Increased fixed rate and inflation-linked issuance
 - Reduction in floating rate paper and elimination of dollar linked debt
 - Lengthen maturity; 10-year yield curve; longer-dated inflation-linked paper
 - Annual Borrowing Plan; Tesouro direto

Mexico

- **Track record of predictable and systematic debt management**
 - Local fixed rate issuance of 30 years; and longer inflation-linked paper
 - 100 year global bond
 - Annual Financing Plan, Cetes directo for retail investors; syndicated local issuance for new benchmarks
 - Joined Citibank's WGBI 2010

Example Peru and Colombia local markets

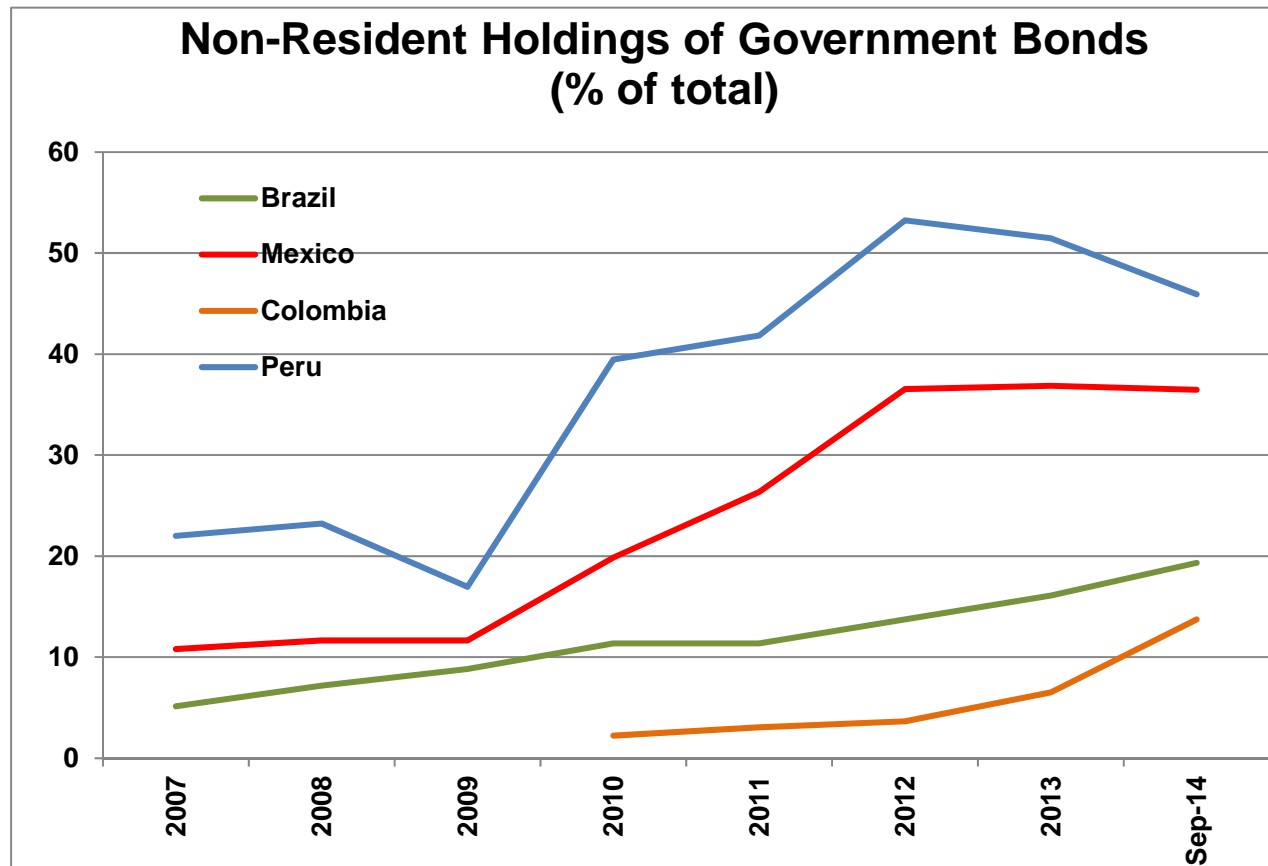
Peru

- **Deepening the development of local currency public debt**
 - New regulations to increase access to primary bond auctions for local entities
 - Minimizing informational asymmetries on local paper between securities firms and credit institutions
 - Offering benchmark bonds for the middle and long parts of the sovereign curve
 - Increased inflation linked issuance

Colombia

- **Improved debt management and local market development**
 - Issuance of TES with fixed rates and long-term maturities
 - Increased liquidity; Primary Dealers Program in secondary markets
 - Lengthen maturity; 15 year yield curve; 20 year inflation-linked paper.
 - Low percentage of floating rate notes
 - Sound information disclosure to increase transparency in pricing

Growth in Latin America's local government bond markets

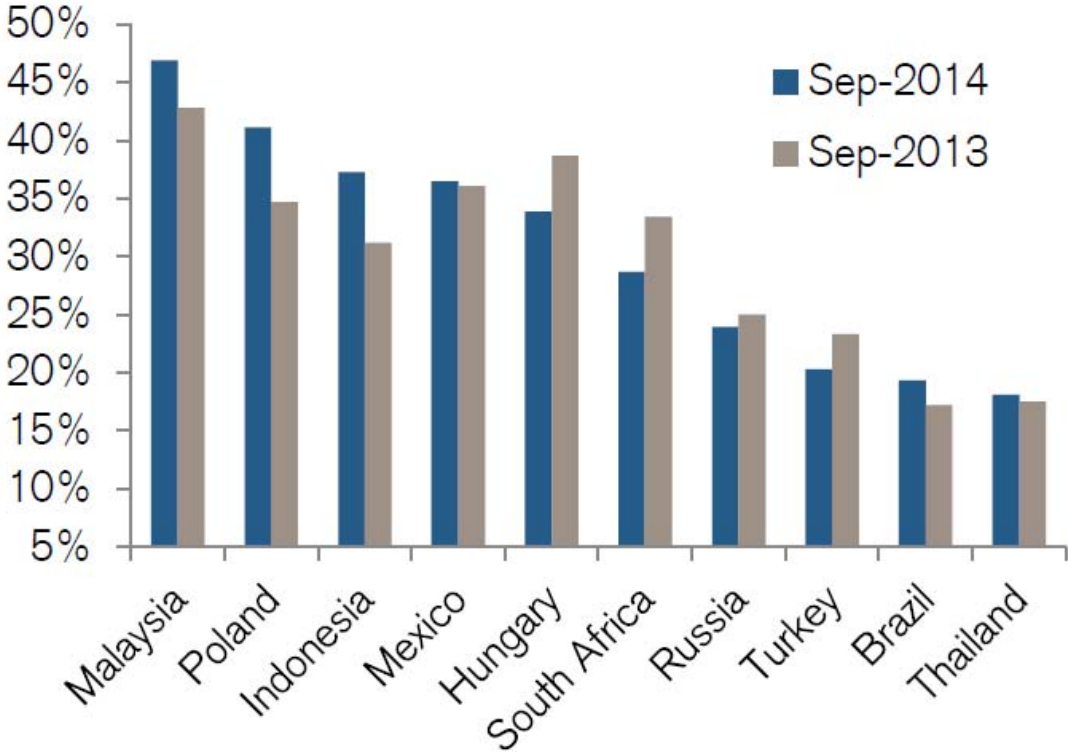


Source: Brazil Ministry of Finance, Colombia Ministry of Finance, Central Bank of Mexico, and Central Bank of Peru.

Permission to reprint or distribute any content from this presentation requires the prior written approval of Standard & Poor's.

Part of a global trend

Non resident holdings in EM-10 local currency government bonds (Percentage of total outstanding)



Source: Credit Suisse. "Emerging Markets: Non residents' holdings in Local Currency Government Bonds". 7 November 2014.



Contingent Liabilities

- **Standard & Poor's defines contingent liabilities as any obligations with the potential to become a fiscal burden and impair fiscal flexibility.**
- **The liabilities can be related to the financial sector, to nonfinancial public sector enterprises, or to off-budget activities.**
- **The largest sovereign contingent liability is almost always that posed by the risk of a systemic crisis in the financial system. The impetus to assist banks is strong, since banking system soundness is generally viewed to be essential to macroeconomic stability and sustained economic growth.**
- **NFPEs also pose a risk to a sovereign because they generally are formed to further public policies and can suffer from weak profitability and low (or virtually nonexistent) equity bases, which leave them vulnerable to adverse economic circumstances.**

Interface with debt management office

- **Debt management team often “point person” for rating agencies and investors**
- **Open dialogue and fluid communication**
- **Information on policy agenda, economic developments, data dissemination**
- **Coordinates agenda for management meetings**
- **Informs Standard & Poor’s ideally ahead of debt issuance, both global issuance, and increasingly important in local markets**
 - “New Issuance Desk” program

Interface with debt management office

- **Information needs**

- Political, Economic, Fiscal, External, Monetary
- Websites, specific requests

- **Management Meetings**

- Travel in teams in country
- In our offices NY, Mexico, Sao Paulo, London, etc.
- Multilateral meetings (IMF/WB, IADB, ASDB)
- Broadens committee composition

- **Government Related Entities**

- Policies, procedures, and track record of support or negative intervention
- Data on level indebtedness

Conclusions

- **Reduced fiscal vulnerabilities follow from lower debt levels, but also better composition of debt**
- **Solid debt profile stems from active debt management**
- **Clear and transparent communication by debt management offices with investors facilitates building local yield curves**

Overall, importance of communication with debt management office with ratings agencies and investors

STANDARD & POOR'S

www.standardandpoors.com

Copyright © 2011 by Standard & Poor's Financial Services LLC (S&P) a subsidiary of The McGraw-Hill Companies, Inc. All rights reserved.

No content (including ratings, credit-related analyses and data, model, software or other application or output therefrom) or any part thereof (Content) may be modified, reverse engineered, reproduced or distributed in any form by any means, or stored in a database or retrieval system, without the prior written permission of S&P. The Content shall not be used for any unlawful or unauthorized purposes. S&P, its affiliates, and any third-party providers, as well as their directors, officers, shareholders, employees or agents (collectively S&P Parties) do not guarantee the accuracy, completeness, timeliness or availability of the Content. S&P Parties are not responsible for any errors or omissions, regardless of the cause, for the results obtained from the use of the Content, or for the security or maintenance of any data input by the user. The Content is provided on an "as is" basis. S&P PARTIES DISCLAIM ANY AND ALL EXPRESS OR IMPLIED WARRANTIES, INCLUDING, BUT NOT LIMITED TO, ANY WARRANTIES OF MERCHANTABILITY OR FITNESS FOR A PARTICULAR PURPOSE OR USE, FREEDOM FROM BUGS, SOFTWARE ERRORS OR DEFECTS, THAT THE CONTENT'S FUNCTIONING WILL BE UNINTERRUPTED OR THAT THE CONTENT WILL OPERATE WITH ANY SOFTWARE OR HARDWARE CONFIGURATION. In no event shall S&P Parties be liable to any party for any direct, indirect, incidental, exemplary, compensatory, punitive, special or consequential damages, costs, expenses, legal fees, or losses (including, without limitation, lost income or lost profits and opportunity costs) in connection with any use of the Content even if advised of the possibility of such damages. Credit-related analyses, including ratings, and statements in the Content are statements of opinion as of the date they are expressed and not statements of fact or recommendations to purchase, hold, or sell any securities or to make any investment decisions. S&P assumes no obligation to update the Content following publication in any form or format. The Content should not be relied on and is not a substitute for the skill, judgment and experience of the user, its management, employees, advisors and/or clients when making investment and other business decisions. S&P's opinions and analyses do not address the suitability of any security. S&P does not act as a fiduciary or an investment advisor. While S&P has obtained information from sources it believes to be reliable, S&P does not perform an audit and undertakes no duty of due diligence or independent verification of any information it receives. S&P keeps certain activities of its business units separate from each other in order to preserve the independence and objectivity of their respective activities. As a result, certain business units of S&P may have information that is not available to other S&P business units. S&P has established policies and procedures to maintain the confidentiality of certain non-public information received in connection with each analytical process. S&P may receive compensation for its ratings and certain credit-related analyses, normally from issuers or underwriters of securities or from obligors. S&P reserves the right to disseminate its opinions and analyses. S&P's public ratings and analyses are made available on its Web sites, www.standardandpoors.com (free of charge), and www.ratingsdirect.com and www.globalcreditportal.com (subscription), and may be distributed through other means, including via S&P publications and third-party redistributors. Additional information about our ratings fees is available at www.standardandpoors.com/usratingsfees.